

CANTON Elektronik GmbH + Co. KG
Neugasse 21-23
D-61276 Weilrod
Deutschland/Germany

Tel.: +49 (0) 60 83 28 70
Fax: +49 (0) 60 83 28 113

E-Mail: info@canton.de

USA
Canton Electronics Corp.
504 Malcolm Avenue SE
Suite 400
Minneapolis, MN 55414

Tel.: +1-612-706-9250
Fax: +1-612-706-9255

Email: factory@cantonusa.com
Internet: www.cantonusa.com

Imprint

Concept and Design:
brand2 gmbh

Text and Concept · Marco Michels
Art Direction · Frank Heß
Postproduction · Marion Rothmann

Photography:
Stills · Alex Habermehl
Lifestyle · Maik Scharfscheer

Printing:
Druckhaus Main-Echo GmbH & Co. KG,
Aschaffenburg

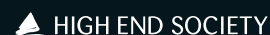
© Canton 2011

Speaker stands are sold separately.
Changes, in particular of a technical nature,
and errors excepted.



Dolby, Pro Logic, and the double-D symbol are registered trademarks of Dolby Laboratories. Manufactured under license under U.S. Patent #'s: 5,451,942; 5,956,674; 5,974,380; 5,978,762; 6,487,535 & other U.S. and worldwide patents issued & pending. DTS, DTS-HD, the Symbol, & DTS or DTS-HD and the Symbol together are registered trademarks of DTS, Inc. © DTS, Inc. All Rights Reserved. SRS is trademark of SRS Labs, Inc. TruSurround XT technology is incorporated under license from SRS Labs, Inc.

Member of:



We are also represented in over 50 countries.
The addresses of Canton's global distributors
can be found at:


www.canton.de



THIS IS HOW THE WORLD SOUNDS

2011/2012

HiFi
Home Cinema



- Reference
- HiFi
- Home Cinema
- Pro House
- Flexidelity

Welcome!

>> Our home

Based in the countryside of Taunus, near Frankfurt, we are one of Europe's leading loudspeaker manufacturers. For more than four decades we have been developing and producing high quality sound solutions for a variety of requirements. Our product portfolio is one of the most wide-ranging on the market.

>> Our mission

Our loudspeakers pursue the ideal of "pure music" - pristine, unadulterated sound reproduction. It is our aim to provide the best possible sound at the best possible price at every level. Numerous national and international awards as well as countless excellent test results testify to our success.

>> Our environment

We live and work in a natural environment and manufacture our products accordingly. For us, green technology is not just a soundbite but a natural way of life. As a family business we are fully committed to protecting the world we live in and ensuring our production processes are environmentally friendly.

>> Our signposts

We manufacture loudspeakers for people with a wide variety of lifestyles, technical requirements and personal taste. In order to satisfy all these demands we have now divided our portfolio into five separate product categories: HiFi, Home Cinema, Pro House, Flexidelity and Reference. For more detailed information please visit our website: www.canton.de

C O N T E N T S



HiFi

Technology	08
VENTO Series	10
KARAT Series	16
CHRONO CL Series	22
CHRONO SL Series	28
CHRONO Series	34
ERGO Series	40
GLE Series	46
CD Series	52



Home Cinema

Technology	62
MOVIE Systems	64
DIGITAL MOVIE	80
Subwoofer	86

Music
is
eroticism
for the ears





We use and develop innovative technologies. One example of this is our patented wave surround, which guarantees optimal sound in the bass and midrange areas in many of our loudspeakers.

We work with a range of cabinet concepts, from laminate to aluminum, in order to produce particularly crisp, sound-neutral solutions.



We offer a unique selection of flat, OnWall loudspeakers for stand-alone use or as effects loudspeakers within a surround sound system.



We use the latest materials and our findings from our Reference loudspeakers to optimise our existing series as part of a constant development process. For example, the new Vento Series has now been fitted with ceramic tweeters.



We have set new standards in the market with our meticulous craftsmanship and consistent 100% quality control on every single loudspeaker that we produce.

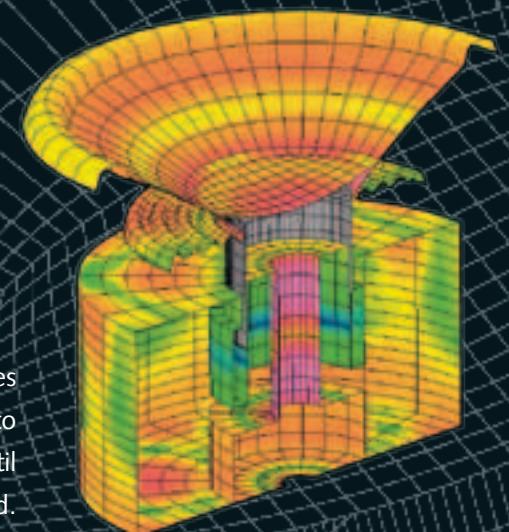
Perfect sound is the result of the harmonious interplay of specialist parts



Perfect sound and premium quality belong together. This is why we build and assemble our chassis ourselves. Quality that can be seen and heard.



Experience, dedication and ambition are the basic principles underpinning everything we do. If something is good, we make it better. Once we have done that, we optimise it - from the first computer simulations through to the final surface finish.



Using special simulation and analysis programmes we develop sound solutions that we continue to optimise through countless listening sessions until the desired result has been achieved.

High Culture

Ideas shape reality

Opera or concert, building or work of art: every magnificent achievement starts with a strong idea. As soon as the idea becomes a reality, it begins to change the world. It creates a new reality of its own and becomes the benchmark for everything that follows.



Complete harmony, perfect appearance, audiophile sound quality

The sound artists of the Vento Series love to make a grand entrance. Their métier is lifelike sound reproduction that remains free of any distortion, even at the highest sound levels.


The characteristic, elaborate cabinet design, the solid laminate construction with minimum natural resonance and the downward-facing bass reflex vent give these loudspeakers a huge stage presence.

In technical terms they use the entire spectrum of innovative technologies, such as ceramic tweeters, woofers and midrange speakers with aluminum membranes and the patented Canton wave surround.

These loudspeakers also look hugely impressive thanks to their premium high gloss surface finish, meticulous craftsmanship and elegant details such as the magnetic fastenings of the fabric cover.



The use of the most refined technology, such as the extremely lightweight ceramic tweeters used in the Vento Series for the first time, have optimised these loudspeakers still further to ensure that they always call the tune.



The unique bug shape is a major factor in the distinctive tone of these speakers and forms the basis of their successful overall appearance.

White lacquer "high gloss"
Black fabric grill

Cherry veneer "high gloss"
Black fabric grill

Black lacquer "high gloss"
Black fabric grill



Advantages of High Culture:

- ▶ Ceramic tweeter system
- ▶ Woofer and midrange systems with wave technology
- ▶ Cabinet made of laminate
- ▶ Surfaces in high gloss finish
- ▶ Fabric cover with magnetic fastening
- ▶ Matching subwoofer: SUB 850 R
- ▶ Matching loudspeaker foot: LS 850.2



Vento 810.2



Vento 890.2 DC



Vento 880.2 DC



Vento 870.2 DC



Vento 830.2



Vento 820.2



Vento 858.2 Center



Vento 856.2 Center

Vento 890.2 DC				Vento 820.2			
Floorstanding speaker				Compact speaker			
Engineering principle — 3-way, bass reflex system				Engineering principle — 2-way, bass reflex system			
Power handling (nom./music) — 180/340 watts				Power handling (nom./music) — 60/100 watts			
Efficiency — 88.5 dB				Efficiency — 85 dB			
Frequency response — 20...40,000 Hz				Frequency response — 32...40,000 Hz			
Dimensions W x H x D — 25 x 112 x 35.5 cm				Dimensions W x H x D — 19.5 x 30 x 28 cm			
— (9.8" x 44.1" x 14")				— (7.7" x 11.8" x 10")			
Weight — 28.6 kg				Weight — 8.4 kg			
				Special feature —			

Vento 880.2 DC	Vento 870.2 DC	Vento 830.2	Vento 858.2 Center	Vento 856.2 Center	Vento 810.2
Floorstanding speaker	Floorstanding speaker	Compact speaker	Center speaker	Center speaker	OnWall speaker
Engineering principle — 3-way, bass reflex system	2½-way, bass reflex system	2-way, bass reflex system	2½-way, bass reflex system	2-way, closed	2-way, closed
Power handling (nom./music) — 140/250 watts	120/200 watts	80/150 watts	120/200 watts	85/140 watts	80/150 watts
Efficiency — 87.5 dB	88 dB	87 dB	87 dB	87.5 dB	86 dB
Frequency response — 23...40,000 Hz	23...40,000 Hz	27...40,000 Hz	26...40,000 Hz	32...40,000 Hz	40...40,000 Hz
Dimensions W x H x D — 19.5 x 99 x 28 cm	22 x 99 x 31.5 cm	22 x 36 x 31.5 cm	60 x 20 x 36 cm	50 x 17 x 36.5 cm	22 x 36 x 11 cm
— (7.7" x 38.9" x 5.5")	(8.7" x 39" x 12.4")	(8.7" x 14.2" x 12.4")	(19.7" x 6.7" x 14.4")	(19.7" x 6.7" x 14.4")	
Weight — 23 kg	23 kg	8.7 kg	14.5 kg	10.5 kg	4.5 kg
					Integrated wall mount



Style Icons

Form and content

From an aesthetic point of view the world is in a state of chaos. Colours and shapes, patterns and structures constantly compete for our attention. Once a clear line has been identified it should be followed without fail. This shows good taste and sharpens the eye for the essentials.



Elegant appearance, masterful bass notes, subtle sound

The sound aesthetics of the Karat Series provide musical proof of the fact that form and function can come together to create a harmonious whole.

The side-fire arrangement of the bass system means the baffle can be kept narrow and also determines the special layout of the optimised midrange and tweeter unit. This in turn accentuates the midrange area and improves both the dynamics and the dispersion characteristics.

The 3½ way structure of the two floorstanders with the highly sophisticated arrangement of the component parts on the crossover network ensures a strong acoustic performance despite the compact dimensions.

The loudspeakers are stylish in appearance and are available in three high gloss finishes, either in classic black or white, or demonstrating contemporary elegance in titanium.

The key style element of the Karat loudspeakers is their slim-line baffle. The woofers are set on one side with the bass reflex pipe directed backwards to enhance the powerful performance.



Perfectly designed to satisfy requirements, the floorstanders have an innovative reverberation system with cellulose-graphite membranes to ensure a confident bass tone foundation.



White lacquer "high gloss"
Black fabric grill

Titanium lacquer "high gloss"
Black fabric grill

Black lacquer "high gloss"
Black fabric grill



Striking features of Style Icons:

- ▶ Aluminum-manganese tweeter system
- ▶ Woofer and midrange systems with wave technology
- ▶ Woofer system in side-fire configuration
- ▶ Cabinet surfaces in high gloss finish
- ▶ Purist design
- ▶ Matching loudspeaker foot: LS 650



Karat 790.2 DC



Karat 770.2 DC



Karat 720.2



Karat 755.2 Center



SUB 1200 R

Karat 790.2 DC			Karat 770.2 DC			Karat 720.2			Karat 755.2 Center			SUB 1200 R		
Floorstanding speaker			Floorstanding speaker			Compact speaker			Center speaker			Active subwoofer system		
Engineering principle — 3½-way, bass reflex system			3½-way, bass reflex system			2-way, bass reflex system			2½-way, bass reflex system			Bass reflex system (Passive driver)		
Power handling (nom./music) — 180/300 watts			140/200 watts			60/100 watts			85/140 watts			500/750 watts		
Efficiency — 88 dB			87 dB			85 dB			87.5 dB					
Frequency response — 22...40,000 Hz			24...40,000 Hz			33...40,000 Hz			32...40,000 Hz			18...200 Hz		
Dimensions W x H x D — 21 x 105 x 40.5 cm			18.5 x 95 x 32.5 cm			17 x 29 x 29.5 cm			46 x 17 x 35 cm			36 x 47.5 x 50 cm		
— (8.3" x 41.3" x 15.9")			(7.3" x 37.4" x 12.8")			(6.7" x 11.4" x 11.6")			— (18.1" x 6.7" x 13.8")			(14.2" x 18.7" x 19.7")		
Weight — 26 kg			15.5 kg			6.5 kg			Weight — 10.5 kg			26.7 kg		
									Special feature — Magnetic shield			Wireless remote control		

Solid Wood

Noblesse oblige, naturally

From chairs to cupboards and from doors to floors: wood is a natural product and a welcome addition to any house or apartment. The warm appearance and pleasing looks of wood give it a unique, high quality appeal.



Classic design, classy appearance, masterful sound

The most sophisticated representative of the Chrono family, the CL Series is hugely impressive with its high quality wooden veneer cabinet surfaces and its meticulously crafted aluminum rings.

In terms of sound these speakers are truly impressive thanks to their high quality aluminum-manganese tweeters with transmission front plate. The woofer and midrange systems are equipped with patented Canton wave surround technology, ensuring maximum precision even at extreme oscillation.

Further refinements such as the exclusive bi-wiring connection terminals ensure subtle sound transmission while the special socket construction allows the precise decoupling of the loudspeakers from the background.



Elegance is achieved through the clever use of detail. The Chrono CL Series has mastered this art beautifully and creates specific style accents.

High quality wooden veneer surfaces and fine details such as the delicate craftsmanship of the aluminum rings characterise the elegant loudspeakers of the Chrono CL Series.

Cherry gold
Fabric cover black





Glowing features of Solid Wood:

- ▶ Aluminum-manganese tweeter system
- ▶ Woofer and midrange systems with wave technology
- ▶ Pin-stripe aluminum applications
- ▶ Cabinet surfaces in wooden veneer
- ▶ Fabric cover with magnetic fastening
- ▶ Matching loudspeaker foot: LS 650



Chrono CL 590.2 DC



Chrono CL 580.2 DC



Chrono CL 520.2



Chrono CL 555.2 Center



SUB 85

Chrono CL 590.2 DC		Chrono CL 580.2 DC		Chrono CL 520.2	Chrono CL 555.2 Center	SUB 85
Floorstanding speaker		Floorstanding speaker		Compact speaker	Center speaker	Active subwoofer system
Engineering principle	— 3-way, bass reflex system	3-way, bass reflex system		Engineering principle — 2-way, bass reflex system	2½-way, bass reflex system	Bass reflex system (Passive driver)
Power handling (nom./music)	— 160/320 watts	130/200 watts		Power handling (nom./music) — 60/100 watts	85/140 watts	200/250 watts
Efficiency	— 88.3 dB	87.5 dB		Output (nom./music) —	87.5 dB	
Frequency response	— 20...40,000 Hz	25...40,000 Hz		Efficiency — 85 dB	32...40,000 Hz	25...200 Hz
Dimensions W x H x D	— 19 x 105 x 30 cm	17 x 99 x 29 cm		Frequency response — 33...40,000 Hz	45.5 x 17 x 31 cm	27.5 x 38.5 x 40 cm
	(7.5" x 41.3" x 11.8")	(6.7" x 39" x 11.4")		Dimensions W x H x D — 17 x 29 x 29.5 cm	(6.7" x 17.9" x 12.2")	(10.8" x 15.2" x 15.7")
				(6.7" x 11.4" x 11.6")	9.2 kg	12 kg
Weight	— 21 kg	17 kg		Weight — 5.7 kg		



Connoisseurs

Knowing what matters

Beauty is not in the eye of the beholder and it is not better to travel than to arrive. However it is an outstanding opportunity to discover something new with every step along life's way. What remains is a distinctive style that is greater than the sum of all its parts.



Extrovert performance, masterful appearance, strong sound

The Chrono SL Series stands for stylish luxury, outstanding sound quality and a touch of the extravagant. These loudspeakers tick all the boxes in terms of fittings and craftsmanship.

The list of features is impressively long, ranging from diamond-machined aluminum applications, tweeters with aluminum-manganese domes and one-piece transmission front plates through to woofer and midrange systems with patented Canton wave geometry.

Furthermore, these speakers have high quality and short-circuit-proof bi-wiring/ bi-amping connection terminals as well as down port bass reflex vents to ensure optimum distribution of the lower frequencies in the room.



The new magnetic fastenings for the cover are as discreet as they are elegant and give the loudspeakers an even more complete look, underlining the high standards of the Chrono SL Series.

No sharp edges or corners: the high quality surface finish is varnished and sealed in an elaborate laminating process.



White lacquer "high gloss"
Black fabric grill

Black lacquer "high gloss"
Black fabric grill

Strong arguments in favour of the Connoisseurs:

- ▶ Aluminum-manganese tweeter system
- ▶ Woofer and midrange systems with wave technology
- ▶ Diamond-machined aluminum applications
- ▶ Cabinet surfaces in high gloss finish
- ▶ Fabric cover with magnetic fastening
- ▶ Matching subwoofer: SUB 800 R, SUB 600
- ▶ Matching loudspeaker foot: LS 650



Chrono SL 510.2



Chrono SL 595.2 DC



Chrono SL 590.2 DC



Chrono SL 580.2 DC



Chrono SL 570.2



Chrono SL 530.2



Chrono SL 520.2



Chrono SL 555.2 Center

Chrono SL 595.2 DC				Chrono SL 530.2			
Floorstanding speaker				Compact speaker			
Engineering principle — 3-way, bass reflex system				Engineering principle — 2-way, bass reflex system			
Power handling (nom./music) — 170/340 watts				Power handling (nom./music) — 70/130 watts			
Efficiency — 88.5 dB				Efficiency — 86.5 dB			
Frequency response — 20...40,000 Hz				Frequency response — 33...40,000 Hz			
Dimensions W x H x D — 21.5 x 105 x 31 cm				Dimensions W x H x D — 19 x 36 x 28 cm			
(8.5" x 41.3" x 12.2")				(7.5" x 14.2" x 11")			
Weight — 25 kg				Weight — 7.5 kg			
				Special feature —			

Chrono SL 590.2 DC	Chrono SL 580.2 DC	Chrono SL 570.2	Chrono SL 555.2 Center	Chrono SL 510.2
Floorstanding speaker	Floorstanding speaker	Floorstanding speaker	Center speaker	OnWall loudspeaker
Engineering principle — 3-way, bass reflex system	3-way, bass reflex system	2½-way, bass reflex system	2½-way, bass reflex system	2-way, closed
Power handling (nom./music) — 160/320 watts	130/200 watts	110/170 watts	85/140 watts	60/100 watts
Efficiency — 88.3 dB	87.5 dB	87.5 dB	87.5 dB	85 dB
Frequency response — 20...40,000 Hz	25...40,000 Hz	25...40,000 Hz	32...40,000 Hz	40...40,000 Hz
Dimensions W x H x D — 19 x 105 x 30 cm	17 x 99 x 29 cm	17 x 95 x 29 cm	45.5 x 17 x 31 cm	17 x 29.5 x 10 cm
(7.5" x 41.3" x 11.8")	(6.7" x 39" x 11.4")	(6.7" x 37.4" x 11.4")	(6.7" x 17.9" x 12.2")	(6.7" x 11.6" x 3.9")
Weight — 21 kg	17 kg	16.3 kg	9.2 kg	3,8 kg
				Integrated wall mount



Trend- setters

Always in the best company

Is the glass half full or half empty? That is the question. The other question is whether it is really important to get it right from the start and to focus on one thing above all others: having lots of fun together.



Assertive exterior, powerful technology, direct sound quality

These speakers are angular, provocative and instantly recognisable. Their unique charm goes hand in hand with their powerful performance, which uses the driver technology from our large loudspeaker series.

The Trendsetters of the Chrono Series produce an exceptionally warm and well balanced sound thanks to the perfectly shaped aluminum-manganese tweeters with transmission front plate and the woofers and midrange speakers with patented Canton wave surround technology.

The socket construction, not commonly found in this class, provides the necessary acoustic clearance and underlines the self-confident claim of doing everything to produce optimal sound quality.



Modesty is not its thing: the Chrono Series shows what it's made of and sets the tone in no uncertain terms.

The attractive combination of high gloss baffle, structured decoration and dominant chrome rings gives the Chrono Series a striking look.

White decor
White lacquer "high gloss"
Black fabric grill

Black ash decor
Black lacquer "high gloss"
Black fabric grill





Must-haves for Trendsetters:

- ▶ Aluminum-manganese tweeter system
- ▶ Woofer and midrange systems with wave technology
- ▶ Diamond-machined aluminum applications
- ▶ Massive baffle in high gloss
- ▶ Matching loudspeaker foot: LS 600.2



Chrono 509.2 DC



Chrono 508.2 DC



Chrono 507.2



Chrono 503.2



Chrono 502.2



Chrono 505.2 Center



Chrono 501.2



SUB 80

Chrono 509.2 DC		Chrono 508.2 DC		Chrono 507.2		Chrono 503.2		Chrono 502.2		Chrono 505.2 Center		Chrono 501.2		SUB 80	
Floorstanding speaker		Floorstanding speaker		Floorstanding speaker		Compact speaker		Compact speaker		Center speaker		OnWall loudspeaker		Active subwoofer system	
Engineering principle — 3-way, bass reflex system		3-way, bass reflex system		2½-way, bass reflex system		2-way, bass reflex system		Engineering principle — 2-way, bass reflex system		2½-way, bass reflex system		2-way, closed		Bass reflex system (Passive driver)	
Power handling (nom./music) — 160/320 watts		130/200 watts		110/170 watts		70/130 watts		Power handling (nom./music) — 60/100 watts		85/140 watts		60/100 watts		200/250 watts	
Efficiency — 88.3 dB		87.5 dB		87.5 dB		86.5 dB		Output (nom./music) —		87.5 dB		85 dB			
Frequency response — 20...40,000 Hz		25...40,000 Hz		25...40,000 Hz		33...40,000 Hz		Efficiency — 85 dB		87.5 dB		85 dB			
Dimensions W x H x D — 19 x 105 x 30 cm		17 x 99 x 29 cm		17 x 95 x 29 cm		19 x 36 x 28 cm		Frequency response — 33...40,000 Hz		32...40,000 Hz		40...40,000 Hz		25...200 Hz	
(7.5" x 41.3" x 11.8")		(6.7" x 39" x 11.4")		(6.7" x 37.4" x 11.4")		(7.5" x 14.2" x 11")		Dimensions W x H x D — 17 x 29 x 29.5 cm		45.5 x 17 x 31 cm		17 x 29.5 x 10 cm		27.5 x 38.5 x 40 cm	
Weight — 20.4 kg		17 kg		16.3 kg		7.5 kg		(6.7" x 11.4" x 11.8")		(17.9" x 6.7" x 12.2")		(6.7" x 11.6" x 3.9")		(10.8" x 15.2" x 15.7")	
								Weight — 5.7 kg		9.2 kg		3.8 kg		12 kg	



Strong Characters

True originals

The world is moving faster all the time; more and more things are interchangeable. How refreshing to find genuine originals from time to time. An anchor of calm in the breakers of life, they are balsam for stressed souls. They lead us serenely back to our roots and let us breathe easily for an instant.



Timeless design, the latest technology, genuine HiFi-feel

Anyone looking for that simple HiFi feel need look no further than the Ergo Series. The fundamental building block and the oldest series in the whole Canton family, over the years they have been improved and fitted with the latest technology. But their basic character remains the same.


Visually, these speakers offer high quality wooden veneers, the typical Ergo cabinets with rounded edges and the classic chassis arrangement: tweeters and midrange speakers at the top, a powerful bass down below, complete with forward-facing bass reflex pipe.

With a broad baffle and state-of-the-art technology, the Ergo loudspeakers also contain woofers with patented Canton wave surround for maximum range.

The models of the Ergo Series own up to their history: designed as classic HiFi loudspeakers, even now in the 7th generation they remain true to their roots.



The powerful bass potential shows genuine intensity and is fed by what is at present the largest woofer chassis in the entire range.



White ash veneer
White metal grill

Cherry veneer
Black metal grill

Wenge veneer
Titanium metal grill

Black ash veneer
Black metal grill



Lasting values for Strong Characters:

- ▶ Aluminum-manganese tweeter system
- ▶ Woofer and midrange systems with wave technology
- ▶ Cabinet surfaces in wooden veneer
- ▶ Metal grills as front cover, removable
- ▶ Matching loudspeaker foot: LS 650



Ergo 690 DC



Ergo 670 DC



Ergo 620



Ergo 655 Center



Ergo 610



SUB 650

Ergo 690 DC			Ergo 670 DC			Ergo 620			Ergo 655 Center			Ergo 610			SUB 650		
Floorstanding speaker			Floorstanding speaker			Compact speaker			Center speaker			OnWall loudspeaker			Active subwoofer system		
Engineering principle — 3-way, bass reflex system			2½-way, bass reflex system			2-way, bass reflex system			2½-way, bass reflex system			2-way, closed			Bass reflex system		
Power handling (nom./music) — 170/320 watts			110/170 watts			70/130 watts			110/160 watts			60/100 watts			200/350 watts		
Efficiency — 88.3 dB			87.5 dB			86.5 dB			87.9 dB			86 dB					
Frequency response — 20...40,000 Hz			25...40,000 Hz			33...40,000 Hz			26...40,000 Hz			40...40,000 Hz			20...200 Hz		
Dimensions W x H x D — 23 x 105 x 30.5 cm (9.1" x 41.3" x 12")			21.5 x 95 x 28.5 cm (8.5" x 37.4" x 11.2")			20.5 x 34 x 27.5 cm (8.1" x 13.4" x 10.8")			53 x 20.5 x 28.5 cm (20.9" x 8.1" x 11.2")			20.5 x 34 x 9.5 cm (8.1" x 13.4" x 3.7")			36 x 48 x 50 cm (14.2" x 18.9" x 19.7")		
Weight — 23.5 kg			17.3 kg			7.5 kg			10.5 kg			4 kg			23.5 kg		



Movers and Shakers

The route to success

To be there for everybody and yet to offer something special is a fine line to tread and an ambitious tightrope. Those who manage neither to overdo things nor to get lost in the crowd are well on the way to becoming popular public figures.



Ambitious technology, flexible appearance, attractive design

Among all the different series, the Movers and Shakers of the GLE Series are rather like winning the jackpot: despite their positioning in the entry-level segment they offer all the technology of the larger Canton series and are beautifully crafted into the bargain.

They offer a choice between six contemporary decors designed to fit in with current life-style trends, from trendy mocha white through to high quality walnut with white facing as well as the classic: black ash with varnished baffle and black grill cover.

High-capacity woofers ensure maximum range at high sound pressure. Precision soft domes with aluminum spool carriers are embedded in the transmission front plates. Together with the midrange speakers with aluminum membranes they complete the typical GLE sound structure.

*Exceptionally flexible
and available in an
attractive two-colour
design, the GLE Series
offers the right sound
solution for every taste.*

*The chassis is flattened on one side, which
allows the cabinet dimensions to remain
amazingly compact in line with the sound
volume.*

White decor
White lacquer
White metal grill

Silver decor
Silver lacquer
Silver metal grill

Beech decor
Silver lacquer
Silver metal grill

Walnut decor
White lacquer
White metal grill

Mocha decor
White lacquer
White metal grill

Black ash decor
Black lacquer
Black metal grill



Clear hallmarks of the Movers and Shakers:

- ▶ Soft dome tweeter system
- ▶ Woofer and midrange systems with wave technology
- ▶ Polycarbonate slim-line loudspeaker baskets
- ▶ Metal grills as front cover, removable
- ▶ Matching loudspeaker foot: LS 600.2



GLE 490.2



GLE 470.2



GLE 430.2



GLE 420.2



GLE 455.2 Center



GLE 410.2



SUB 8

GLE 490.2			GLE 470.2			GLE 430.2			GLE 420.2			GLE 455.2 Center			GLE 410.2			SUB 8		
Floorstanding speaker			Floorstanding speaker			Compact speaker			Compact speaker			Center speaker			OnWall loudspeaker			Active subwoofer system		
Engineering principle — 3-way, bass reflex system			2½-way, bass reflex system			2-way, bass reflex system			2-way, bass reflex system			2½-way, closed			2-way, closed			Bass reflex system		
Power handling (nom./music) — 150/320 watts			110/170 watts			90/140 watts			70/130 watts			80/140 watts			60/100 watts			200/250 watts		
Efficiency — 90.5 dB			89.5 dB			89 dB			86.5 dB			89 dB			86 dB					
Frequency response — 20...30,000 Hz			25...30,000 Hz			38...30,000 Hz			42...30,000 Hz			30...30,000 Hz			45...30,000 Hz			25...200 Hz		
Dimensions W x H x D — 21 x 106 x 31 cm			19 x 96 x 29 cm			19 x 36 x 28 cm			17 x 29.5 x 27 cm			45.5 x 17 x 31 cm			17 x 29.5 x 10 cm			27.5 x 38.5 x 40 cm		
(8.3" x 41.7" x 12.2")			(7.5" x 37.8" x 12.8")			(7.5" x 14.2" x 11")			(6.7" x 11.6" x 10.6")			(17.9" x 6.7" x 12.2")			(6.7" x 11.6" x 3.9")			(10.8" x 15.2" x 15.7")		
Weight — 19.2 kg			14.9 kg			6.7 kg			4.6 kg			7 kg			3 kg			11.8 kg		

High Tones

Surprisingly profound

People who focus on external features ought to give internal qualities a chance. Sometimes there is more going on inside than meets the eye. And the opposite is also true: there is no reason why internal qualities shouldn't be packaged more attractively.



Slim lines, flexible design, full range of sound

Despite their slim, elegant appearance, the sound performance of these loudspeakers is rich and intense. The loudspeakers of the CD Series are surprisingly powerful and brilliant, from the very first bass note up to the highest top notes.

The technical secrets and acoustic finesse of this series include the revised cabinet geometry with the vertically arranged woofers – some models even fitted with patented Canton wave surround technology.

Available in a variety of shapes and colours, they are perfectly suited to a young, modern and elegant lifestyle.



Everything for the slim-line look: instead of one large woofer, four vertically arranged woofers create a solid and extraordinary bass depth.



With four cabinet designs and four surface finishes to choose from, the CD Series is exceptionally versatile and offers an attractive sound solution for any living environment.

White lacquer "high gloss"
White metal grill

Silver lacquer "high gloss"
Silver metal grill

Black lacquer "high gloss"
Black metal grill

Silver anodised aluminum
Silver metal grill



Real highlights for High Tones:

- ▶ Cone system with aluminum membranes
- ▶ Surface in high gloss or brushed aluminum
- ▶ Elegant column design
- ▶ Metal grills as front cover
- ▶ Matching loudspeaker foot: LS 250




CD 390				CD 290.2			
Floorstanding speaker				Floorstanding speaker			
Engineering principle — 2½-way, bass reflex system				Engineering principle — 2½-way, bass reflex system			
Power handling (nom./music) — 110/170 watts				Power handling (nom./music) — 90/150 watts			
Output (nom./music) —				Output (nom./music) —			
Efficiency — 87.5 dB				Efficiency — 87.5 dB			
Frequency response — 30...30,000 Hz				Frequency response — 40...30,000 Hz			
Dimensions W x H x D — 13.5 x 105 x 14 cm				Dimensions W x H x D — 14 x 105 x 10 cm			
(5.3" x 41.3" x 5.5")				(5.5" x 41.3" x 3.9")			
Weight — 9.3 kg				Weight — 9.3 kg			
Special feature —				Special feature — Magnetic shield			
CD 350				CD 250.2			
Center speaker				Center speaker			
Engineering principle — 2½-way, closed				Engineering principle — 2-way, closed			
Power handling (nom./music) — 110/170 watts				Power handling (nom./music) — 70/130 watts			
Output (nom./music) —				Output (nom./music) —			
Efficiency — 87.5 dB				Efficiency — 87 dB			
Frequency response — 33...30,000 Hz				Frequency response — 45...30,000 Hz			
Dimensions W x H x D — 43 x 13.5 x 8 cm				Dimensions W x H x D — 14 x 21.5 x 10 cm			
(16.9" x 5.3" x 3.1")				(5.5" x 8.5" x 3.9")			
Weight — 3 kg				Weight — 2 kg			
Special feature — Wall mounting				Special feature — Magnetic shield			
CD 310				CD 220.2			
OnWall loudspeaker				OnWall loudspeaker			
Engineering principle — 2-way, closed				Engineering principle — 2-way, closed			
Power handling (nom./music) — 60/120 watts				Power handling (nom./music) — 50/120 watts			
Output (nom./music) —				Output (nom./music) —			
Efficiency — 87 dB				Efficiency — 86.5 dB			
Frequency response — 45...30,000 Hz				Frequency response — 45...30,000 Hz			
Dimensions W x H x D — 13.5 x 25 x 8 cm				Dimensions W x H x D — 14 x 21.5 x 10 cm			
(5.3" x 9.8" x 3.1")				(5.5" x 8.5" x 3.9")			
Weight — 2.1 kg				Weight — 2 kg			
Special feature — Wall mounting				Special feature — Magnetic shield			
SUB 10				SUB 600			
Active subwoofer system				Active subwoofer system			
Engineering principle — Bass reflex system				Engineering principle — closed			
Power handling (nom./music) — 100/200 watts				Power handling (nom./music) — 200/250 watts			
Output (nom./music) —				Output (nom./music) —			
Efficiency — 87 dB				Efficiency — 86.5 dB			
Frequency response — 22...200 Hz				Frequency response — 30...200 Hz			
Dimensions W x H x D — 32 x 43.5 x 43.5 cm				Dimensions W x H x D — 27 x 33.5 x 29 cm			
(12.6" x 21.1" x 17.1")				(10.6" x 13.1" x 11.4")			
Weight — 15.9 kg				Weight — 9 kg			
Special feature —				Special feature —			



Real highlights for High Tones:

- ▶ Cone system with aluminum membranes
- ▶ Surface in high gloss or brushed aluminum
- ▶ Elegant column design
- ▶ Metal grills as front cover
- ▶ Matching loudspeaker foot: LS 90.2



CD 1090				CD 190			
Floorstanding speaker				Floorstanding speaker			
Engineering principle — 2½-way, bass reflex system				Engineering principle — 2½-way, bass reflex system			
Power handling (nom./music) — 80/140 watts				Power handling (nom./music) — 70/120 watts			
Output (nom./music) —				Output (nom./music) —			
Efficiency — 86.5 dB				Efficiency — 86.5 dB			
Frequency response — 45...25,000 Hz				Frequency response — 50...25,000 Hz			
Dimensions W x H x D — 9 x 103 x 9 cm				Dimensions W x H x D — 9 x 100 x 10 cm			
(3.5" x 40.5" x 3.5")				(3.5" x 39.4" x 3.9")			
Weight — 8.7 kg				Weight — 4.7 kg			
CD 1050				CD 150			
Center speaker				Center speaker			
Engineering principle — 2½-way, closed				Engineering principle — 2-way, closed			
Power handling (nom./music) — 60/110 watts				Power handling (nom./music) — 50/100 watts			
Output (nom./music) —				Output (nom./music) —			
Efficiency — 86.5 dB				Efficiency — 86.5 dB			
Frequency response — 50...25,000 Hz				Frequency response — 60...25,000 Hz			
Dimensions W x H x D — 9 x 103 x 9 cm				Dimensions W x H x D — 9 x 14 x 10 cm			
(16.9" x 3.5" x 3.5")				(14.7" x 3.5" x 3.9")			
Weight — 3.4 kg				Weight — 1.7 kg			
CD 1020				CD 120			
Minispeaker				Minispeaker			
Engineering principle — 2½-way, closed				Engineering principle — 2-way, closed			
Power handling (nom./music) — 45/100 watts				Power handling (nom./music) — 45/100 watts			
Output (nom./music) —				Output (nom./music) —			
Efficiency — 85 dB				Efficiency — 85 dB			
Frequency response — 60...25,000 Hz				Frequency response — 80...25,000 Hz			
Dimensions W x H x D — 9 x 14 x 9 cm				Dimensions W x H x D — 9 x 14 x 10 cm			
(3.5" x 5.5" x 3.5")				(3.5" x 5.5" x 3.9")			
Weight — 1.3 kg				Weight — 0.8 kg			
SUB 600				SUB 6			
Active subwoofer system				Active subwoofer system			
Engineering principle — closed				Engineering principle — Bass reflex system			
Power handling (nom./music) — 200/250 watts				Power handling (nom./music) — 60/120 watts			
Output (nom./music) —				Output (nom./music) —			
Efficiency — 86.5 dB				Efficiency — 86.5 dB			
Frequency response — 30...200 Hz				Frequency response — 30...200 Hz			
Dimensions W x H x D — 27 x 33.5 x 29 cm				Dimensions W x H x D — 25 x 35.5 x 37 cm			
(10.6" x 13.2" x 11.4")				(9.8" x 14" x 14.6")			
Weight — 9 kg				Weight — 9.2 kg			

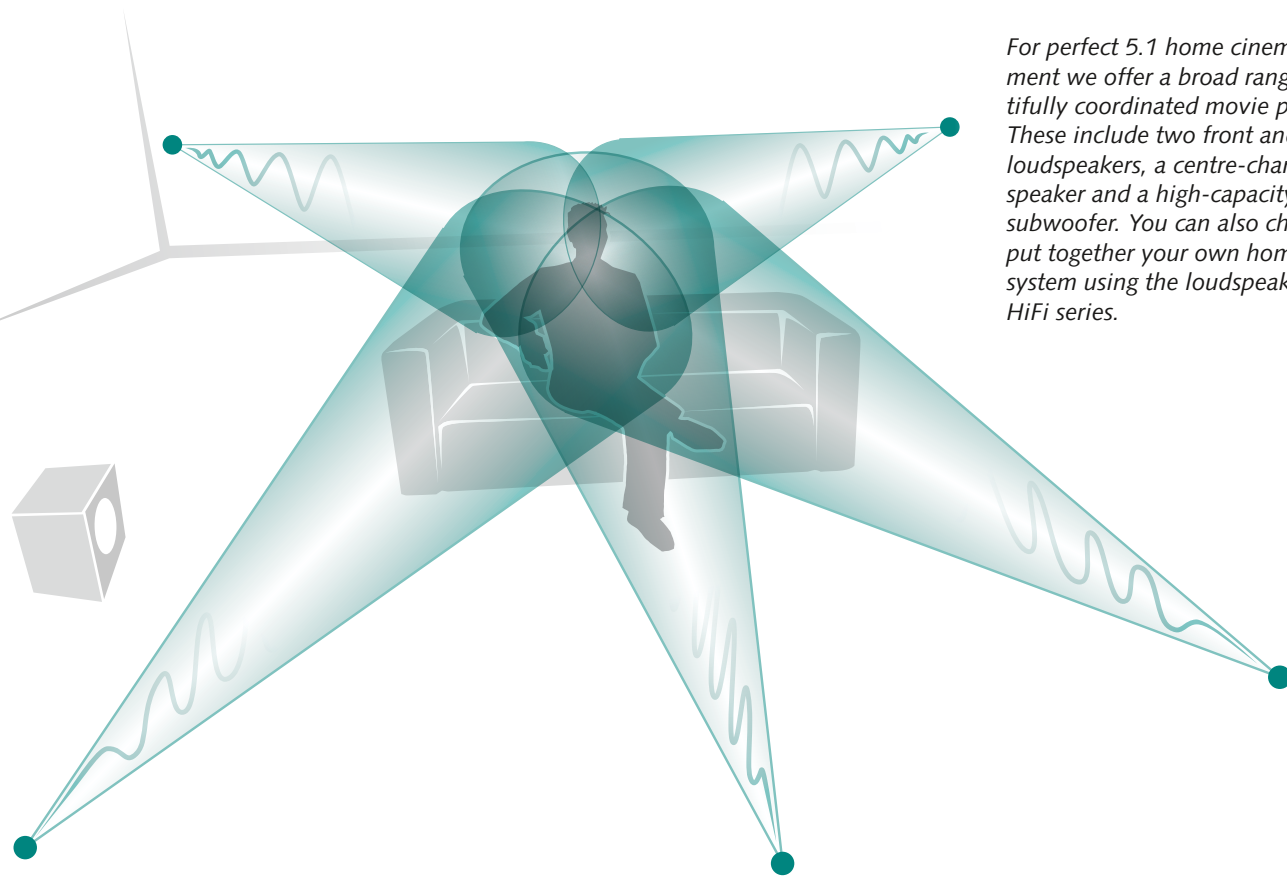


Every
nuance
| sharpens
the senses



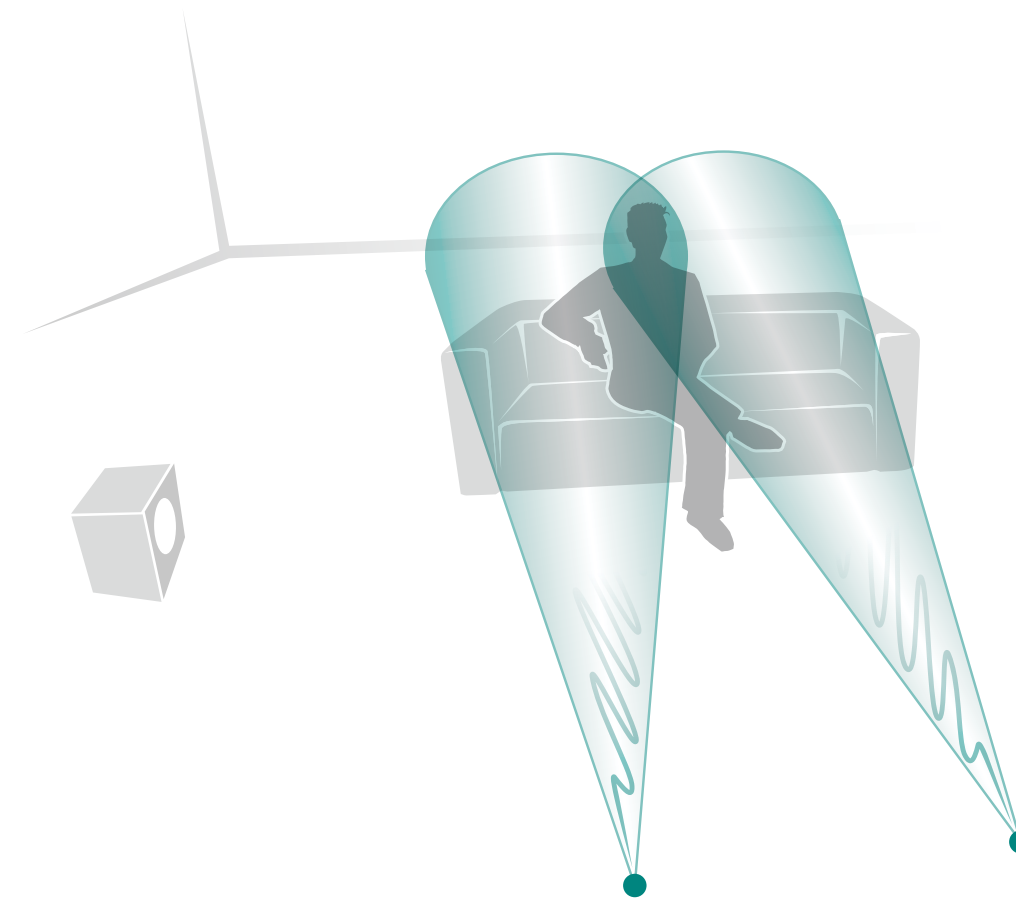
5.1 Movie

For perfect 5.1 home cinema enjoyment we offer a broad range of beautifully coordinated movie packages. These include two front and two rear loudspeakers, a centre-channel loudspeaker and a high-capacity active subwoofer. You can also choose to put together your own home cinema system using the loudspeakers of our HiFi series.



2.1 Digital Movie

Our 2.1 Virtual Surround Systems are always the perfect home cinema solution when the space is somewhat limited, the connection costs need to be minimised or a compact alternative to the HiFi system is required. Thanks to intelligent Digital Movie technology and high quality loudspeaker components they now produce the impressive sound of a classic 5.1 home cinema system from a single cabinet.




Serious emotions require a solid sound foundation



Specialists in their field: on the left - our development team, which works day in and day out to create the best possible sound for a given situation; on the right - a power amplifier undergoing quality control tests. Built into an active subwoofer they take over the sound management and provide the woofer chassis with serious power.



They guarantee the bass tone foundation and are responsible for the emotional elements: with integrated connection terminal and control unit the subwoofers offer a home cinema system far more than just depth.



Hollywood Style

Great sound for great cinema

A film is only as good as its cast. Primarily the main characters, who tell the story convincingly, along with high calibre supporting roles, who play their parts without dominating the storyline. Cameo appearances from special guests complete the ensemble and give it the necessary depth.



Compact design, optimal coordination, simple installation

Film buffs everywhere look for good sound in a home cinema system. Our film-ready movie systems have something for every taste and the right solution for every budget so that you can enjoy the full film experience and turn your home cinema evenings into thrilling events.

Fitted with fine-tuned HiFi technology, these systems are extremely compact and fit perfectly into any living room. They are made of a variety of different materials with a wide selection of cabinets and surface finishes.

All have high-capacity active subwoofers, which can be adjusted to the precise conditions of the room, and generous centre-channel speakers to carry all the essential information. The compact front and effect loudspeakers are supplied with wall mounts.

The 5.1 Movie package is made up of six component parts: two front loudspeakers, one centre-channel speaker and two rear loudspeakers for surround sound plus a high-capacity active subwoofer.

Generously dimensioned centre-channel loudspeakers transmit up to 70% of the music and film information. The wide dispersion angle gives optimal sound all around the room.

Silver lacquer
Silver metal grill

Black lacquer
Black metal grill

White lacquer "high gloss" finish
White metal grill

Silver lacquer "high gloss" finish
Silver metal grill

Black lacquer "high gloss" finish
Black metal grill

Silver anodised aluminum
Silver metal grill



The perfect cast for Hollywood Style:

- ▶ Aluminum-manganese tweeter system
- ▶ Woofer and midrange systems with wave technology
- ▶ Metal grills as front cover
- ▶ Surface in high gloss finish
- ▶ Wall mount for centre-channel and surround sound speakers

surface finish:
high gloss

surface finish:
high gloss



Movie 3050



Movie 3005

Movie 3050					Movie 3005				
	Front speaker	Rear speaker	Center speaker	Active subwoofer system		Front speaker	Rear speaker	Center speaker	Active subwoofer system
Engineering principle	— 2½-way, bass reflex system	2-way, closed	2½-way, closed	closed	Engineering principle	— 2-way, closed	2-way, closed	2½-way, closed	closed
Music power handling	— 170 watts	120 watts	170 watts		Music power handling	— 120 watts	120 watts	170 watts	
Musical output	—			200/250 watts	Musical output	—			200/250 watts
Efficiency	— 87.5 dB	87 dB	87.5 dB		Efficiency	— 87 dB	87 dB	87.5 dB	
Frequency response	— 30...30,000 Hz	45...30,000 Hz	33...30,000 Hz	30...200 Hz	Frequency response	— 45...30,000 Hz	45...30,000 Hz	33...30,000 Hz	30...200 Hz
Dimensions W x H x D	— 13.5 x 105 x 14 cm	13.5 x 25 x 8 cm	43 x 13.5 x 8 cm	27 x 33.5 x 29 cm	Dimensions W x H x D	— 13.5 x 25 x 8 cm	13.5 x 25 x 8 cm	43 x 13.5 x 8 cm	27 x 33.5 x 29 cm
	(5.3" x 41.3" x 5.5")	(5.3" x 9.8" x 3.1")	(16.9" x 5.3" x 3.1")	(10.6" x 13.1" x 11.4")		(5.3" x 9.8" x 3.1")	(5.3" x 9.8" x 3.1")	(16.9" x 5.3" x 3.1")	(10.6" x 13.1" x 11.4")
Weight	— 9.3 kg	2.1 kg	3 kg	9 kg	Weight	— 2.1 kg	2.1 kg	3 kg	9 kg
Special feature	—	Wall mounting	Wall mounting		Special feature	— Wall mounting	Wall mounting	Wall mounting	




The perfect cast for Hollywood Style:

- ▶ Aluminum tweeter system
- ▶ Metal grills as front cover
- ▶ Monocoque aluminum cabinet
- ▶ Surface in high gloss or brushed aluminum
- ▶ Wall mount for centre-channel and surround sound speakers
- ▶ Matching loudspeaker foot: LS 250

cabinet:
aluminum

cabinet:
aluminum



Movie 2050					Movie 2005				
	Front speaker	Rear speaker	Center speaker	Active subwoofer system		Front speaker	Rear speaker	Center speaker	Active subwoofer system
Engineering principle	— 2½-way, bass reflex system	2-way, closed	2½-way, closed	Bass reflex system	Engineering principle	— 2-way, closed	2-way, closed	2½-way, closed	Bass reflex system
Music power handling	— 150 watts	120 watts	130 watts		Music power handling	— 100 watts	100 watts	130 watts	
Musical output	—			200/250 watts	Musical output	—			200/250 watts
Efficiency	— 87.5 dB	86.5 dB	87 dB		Efficiency	— 86.5 dB	86.5 dB	87 dB	
Frequency response	— 40...30,000 Hz	45...30,000 Hz	45...30,000 Hz	30...200 Hz	Frequency response	— 45...30,000 Hz	45...30,000 Hz	45...30,000 Hz	30...200 Hz
Dimensions W x H x D	— 14 x 105 x 10 cm	14 x 22 x 10 cm	43 x 14 x 10 cm	27 x 33.5 x 29 cm	Dimensions W x H x D	— 14 x 22 x 10 cm	14 x 22 x 10 cm	43 x 14 x 10 cm	27 x 33.5 x 29 cm
	(5.5" x 43.3" x 3.9")	(5.5" x 8.7" x 3.9")	(16.9" x 5.5" x 3.9")	(10.6" x 13.2" x 11.4")		(5.5" x 8.7" x 3.9")	(5.5" x 8.7" x 3.9")	(10.6" x 13.2" x 11.4")	
Weight	— 9.3 kg	2 kg	3.5 kg	9 kg	Weight	— 2 kg	2 kg	3.5 kg	9 kg





The perfect cast for Hollywood Style:

- ▶ Aluminum tweeter system
- ▶ Metal grills as front cover
- ▶ Monocoque aluminum cabinet
- ▶ Surface in high gloss or brushed aluminum
- ▶ Wall mount for centre-channel and surround sound speakers
- ▶ Matching loudspeaker foot: LS 90.2

cabinet:
aluminum

cabinet:
aluminum



Movie 1550

Movie 1505

Movie 1550				Movie 1505			
	Front speaker	Rear speaker	Center speaker		Rear speaker	Rear speaker	Center speaker
Engineering principle	— 2½-way, bass reflex system	2-way, closed	2½-way, closed	Engineering principle	— 2-way, closed	2-way, closed	2½-way, closed
Music power handling	— 140 watts	100 watts	110 watts	Music power handling	— 100 watts	100 watts	110 watts
Musical output	—			Musical output	—		
Efficiency	— 86,5 dB	85 dB	86,5 dB	Efficiency	— 85 dB	85 dB	86,5 dB
Frequency response	— 45...25,000 Hz	60...25,000 Hz	50...25,000 Hz	Frequency response	— 60...25,000 Hz	60...25,000 Hz	50...25,000 Hz
Dimensions W x H x D	— 9 x 103 x 9 cm	9 x 14 x 9 cm	43 x 9 x 9 cm	Dimensions W x H x D	— 9 x 14 x 9 cm	9 x 14 x 9 cm	43 x 9 x 9 cm
	(3.5" x 40.6" x 3.5")	(3.5" x 5.5" x 3.5")	(16.9" x 3.5" x 3.5")		(3.5" x 5.5" x 3.5")	(3.5" x 5.5" x 3.5")	(16.9" x 3.5" x 3.5")
Weight	— 8.7 kg	1.0 kg	3.4 kg	Weight	— 1.0 kg	1.0 kg	3.4 kg
			Active subwoofer system				Active subwoofer system
			Bass reflex system				Bass reflex system
			200/250 watts				200/250 watts





The perfect cast for Hollywood Style:

- ▶ Aluminum tweeter system
- ▶ Metal grills as front cover
- ▶ Monocoque aluminum cabinet
- ▶ Surface in high gloss or brushed aluminum
- ▶ Wall mount for centre-channel and surround sound speakers
- ▶ Matching loudspeaker foot: LS 90.2

cabinet:
aluminum

cabinet:
aluminum



Movie 1050



Movie 1005


Movie 1050					Movie 1005				
	Front speaker	Rear speaker	Center speaker	Active subwoofer system		Front speaker	Rear speaker	Center speaker	Active subwoofer system
Engineering principle	— 2½-way, bass reflex system	2-way, closed	2-way, closed	Bandpass system	Engineering principle	— 2-way, closed	2-way, closed	2-way, closed	Bandpass system
Music power handling	— 120 watts	100 watts	100 watts		Music power handling	— 100 watts	100 watts	100 watts	
Musical output	—			120 watts	Musical output	—			120 watts
Efficiency	— 86.5 dB	85 dB	86 dB		Efficiency	— 85 dB	85 dB	87 dB	
Frequency response	— 50...25,000 Hz	80...25,000 Hz	80...25,000 Hz	30...140 Hz	Frequency response	— 80...25,000 Hz	80...25,000 Hz	80...25,000 Hz	30...140 Hz
Dimensions W x H x D	— 9 x 103 x 10 cm	9 x 13.5 x 10 cm	22 x 9 x 10 cm	24 x 41 x 42 cm	Dimensions W x H x D	— 9 x 13.5 x 10 cm	9 x 13.5 x 10 cm	22 x 9 x 10 cm	24 x 41 x 42 cm
	(3.5" x 40.5" x 3.9")	(3.5" x 5.3" x 3.9")	(8.7" x 3.5" x 3.9")	(9.4" x 16.1" x 16.5")		(3.5" x 5.3" x 3.9")	(3.5" x 5.3" x 3.9")	(8.7" x 3.5" x 3.9")	(9.4" x 16.1" x 16.5")
Weight	— 8.6 kg	1 kg	1.7 kg	13.5 kg	Weight	— 1.0 kg	1.0 kg	1.7 kg	13.5 kg





The perfect cast for Hollywood Style:

- ▶ Compact 5.1 Total solution
- ▶ Wall mount for centre-channel and surround sound speakers
- ▶ Matching loudspeaker foot: LS 90.2



surface finish:
high gloss

surface finish:
high gloss

Movie 160

Movie 130

Movie 160					Movie 130				
	Front speaker	Rear speaker	Center speaker	Active subwoofer system		Front speaker	Rear speaker	Center speaker	Active subwoofer system
Engineering principle	— 2-way, closed	2-way, closed	2-way, closed	Bandpass system	Engineering principle	— 2-way, closed	2-way, closed	2-way, closed	Bandpass system
Music power handling	— 120 watts	120 watts	120 watts		Music power handling	— 100 watts	100 watts	100 watts	
Musical output	—			120 watts	Musical output	—			120 watts
Efficiency	— 88 dB	88 dB	88 dB		Efficiency	— 85 dB	85 dB	87 dB	
Frequency response	— 65...25,000 Hz	65...25,000 Hz	65...25,000 Hz	30...140 Hz	Frequency response	— 120...25,000 Hz	120...25,000 Hz	120...25,000 Hz	30...140 Hz
Dimensions W x H x D	— 11 x 11 x 16 cm	11 x 11 x 16 cm	29 x 11 x 11 cm	24 x 41 x 42 cm	Dimensions W x H x D	— 9 x 11.5 x 10 cm	9 x 11.5 x 10 cm	19 x 9 x 10 cm	24 x 41 x 42 cm
	(4.3" x 4.3" x 6.3")	(4.3" x 4.3" x 6.3")	(11.4" x 4.3" x 4.3")	(9.4" x 16.1" x 16.5")		(3.5" x 4.5" x 3.9")	(3.5" x 4.5" x 3.9")	(7.5" x 3.5" x 3.9")	(9.4" x 16.1" x 16.5")
Weight	— 1.2 kg	1.2 kg	2.2 kg	13.5 kg	Weight	— 0.8 kg	0.8 kg	1.5 kg	13.5 kg





The perfect cast for Hollywood Style:

- Compact 5.1 Total solution
- Wall mount for centre-channel and surround sound speakers
- Matching loudspeaker foot: LS 90.2

surface finish:
high gloss



Movie 90



Movie 70

Movie 90				Movie 70			
Front speaker	Rear speaker	Center speaker	Active subwoofer system	Front speaker	Rear speaker	Center speaker	Active subwoofer system
Engineering principle — 2-way, closed	2-way, closed	2-way, closed	Bandpass system	Engineering principle — 2-way, closed	2-way, closed	2-way, closed	Bandpass system
Musical power handling — 100 watts	100 watts	100 watts		Musical power handling — 100 watts	100 watts	100 watts	
Musical output —			100 watts	Musical output —			100 watts
Efficiency — 85 dB	85 dB	87 dB		Efficiency — 85 dB	85 dB	87 dB	
Frequency response — 120...25,000 Hz	120...25,000 Hz	120...25,000 Hz	38...140 Hz	Frequency response — 120...25,000 Hz	120...25,000 Hz	120...25,000 Hz	38...140 Hz
Dimensions W x H x D — 9 x 9 x 10 cm	9 x 9 x 10 cm	19 x 9 x 10 cm	23 x 36 x 42 cm	Dimensions W x H x D — 9 x 9 x 10 cm	9 x 9 x 10 cm	19.5 x 9 x 10 cm	23 x 36 x 42 cm
(3.5" x 3.5" x 3.9")	(3.5" x 3.5" x 3.9")	(7.5" x 3.5" x 3.9")	(9.1" x 14.2" x 16.5")	(3.5" x 3.5" x 3.9")	(3.5" x 3.5" x 3.9")	(7.5" x 3.5" x 3.9")	(9.1" x 14.2" x 16.5")
Weight — 0.8 kg	0.8 kg	1.5 kg	11.3 kg	Weight — 0.8 kg	0.8 kg	1.5 kg	11.3 kg



Movie Star

Perfect entertainment

There are many performers on life's stage. Some sing, some dance, others are talented actors. Anyone with more than one skill is an entertainer, and those who do everything well are truly multi-talented performers. They stand centre-stage, receive the applause and are welcome wherever they go.



Flexible installation, visually discreet, strong acoustic presence

The DM systems offer the fastest, most compact route to sophisticated home cinema sound. Their ability to create a full 5.1 surround sound from a single source lies in an intelligent algorithm and loudspeakers with optimal dispersion characteristics.

Thanks to select technology and a variety of integrated additional components in certain models, such as tuners and amplifiers, as well as versatile digital and analogue connection options, they are also able to completely replace classic music systems.

Four different construction styles and a choice of six surface finishes ensure that they fit perfectly into any home and any living environment.



The revised, adaptive and freely programmable remote control operation of the DM 90.2 systems are now even easier to use.

The subwoofer disappears in one corner, while the satellites are placed as wished on the wall or in a shelving unit. The extremely compact and unobtrusive DM 2 sound solutions are well suited to both film and music reproduction.



DM 2

Silver decor
Silver lacquer
Silver metal grill

Black decor
Black lacquer
Black metal grill

DM 90.2

White eggshell finish
White metal grill

Black eggshell finish
Black metal grill

Black lacquer "high gloss"
Black metal grill

DM 70 / DM 8

Black decor
Black metal grill



Strong features of Movie Stars:

- ▶ Virtual Surround technology for a full-blown 5.1 cinema experience
- ▶ Compact design, low cable requirement
- ▶ DM 2 and DM 90.2 with adaptive remote operation
- ▶ DM 90.2 with integrated FM tuner
- ▶ Matching loudspeaker foot for DM 2: LS 250



DM 8



DM 2



DM 70



DM 90.2

DM 2			DM 8			DM 70			DM 90.2		
Virtual Surround System with integrated FM Tuner			Virtual Surround System			Virtual Surround System			Virtual Surround System with integrated FM Tuner		
Satellites		Active subwoofer	Surround-Center			Surround Center		Active subwoofer (integrated)	Surround Center		Active subwoofer (integrated)
Engineering principle	— 2-way, closed	Bass reflex system	2-way, bass reflex system			Engineering principle	— 3-way, bass reflex system	Bass reflex system	3-way, bass reflex system		Bass reflex system
System power output	—	350 watts	100 watts			System power output	—	300 watts	350 watts		
Frequency response	— 150...30,000 Hz	25...150 Hz	40...22,000 Hz			Frequency response	— 150...30,000 Hz	30...150 Hz	150...30,000 Hz		27...150 Hz
Dimensions W x H x D	— 12 x 12 x 13 cm (4.7" x 4.7" x 5.1")	25.5 x 45 x 37 cm (10" x 17.7" x 14.6")	85 x 13 x 31.5 cm (33.5" x 7" x 13.1")			Dimensions W x H x D	— 70 x 14.5 x 30 cm (27.5" x 5.7" x 11.8")		90 x 14.5 x 30 cm (35.4" x 5.7" x 11.8")		
Weight	— 1.3 kg	12.5 kg	12 kg			Weight	— 12.5 kg		17.5 kg		
Inputs	—	2x digital/3x analogue	3x analogue			Inputs	— 2x digital/2x analogue		4x digital/2x analogue		



Depth Gauge

Authentic and impressive

Emotions need a solid base to be truly effective. To really fathom them out it is necessary to dig deep. Here you can feel the sonorous humming of the soul and the powerful moments of existence. Life pulses in the background and releases its enormous energy.



Compact build, extremely powerful, flexible installation

High-capacity active subwoofers are the powerhouse of every sound system. They offer a solid bass tone foundation while transmitting the emotions of the plot.

Their generous reverberation systems combined with patented Canton wave surround and aluminum membranes give the systems their precise mechanical performance. The integrated room compensation technology allows the speakers to be adjusted to suit the acoustics of the room and the listening habits of the user.

Particularly notable, along with the extremely flat, wall-mountable ASF 75 SC subwoofer, are the high-end models SUB 800 R, SUB 850 R and SUB 1200 R with remote control.



All Canton subwoofers work on the bass reflex principle; some models are further refined by the use of a bass reflex pipe with a passive membrane.



The compact subwoofer with its cube design has a high-capacity amplifier to give a thrilling bass tone foundation.

White decor, White lacquer
White metal grill

Silver decor, Silver lacquer
Silver metal grill

Black decor, Black lacquer
Black metal grill

White decor, White lacquer
Black fabric grill

Black ash decor, Black lacquer
Black fabric grill

White lacquer "high gloss"
Black fabric grill

Titanium lacquer "high gloss"
Black fabric grill

Black lacquer "high gloss"
Black fabric grill

Cherry veneer
Black fabric grill



Good grounds für Depth Gauge:

- Compact, timeless cube design
- Solid cabinet construction
- Long range bass tone system with wave technology
- Aluminum membranes in dual-compound construction
- Amplifiers with high and low-level inputs



SUB 800 R



SUB 80



SUB 85



SUB 850 R



SUB 1200 R



SUB 650

SUB 800 R			SUB 850 R			SUB 1200 R			SUB 80			SUB 85			SUB 650		
Active subwoofer system			Active subwoofer system			Active subwoofer system			Active subwoofer system			Active subwoofer system			Active subwoofer system		
Engineering principle — bass reflex system (Passive driver)			bass reflex system			bass reflex system (Passive driver)			bass reflex system (Passive driver)			bass reflex system (Passive driver)			bass reflex system		
Output (nom./music) — 200/250 watts			500/750 watts			500/750 watts			200/250 watts			200/250 watts			200/300 watts		
Frequency response — 25...200 Hz			18...200 Hz			18...200 Hz			25...200 Hz			25...200 Hz			20...200 Hz		
Dimensions W x H x D — 27.5 x 38.5 x 40 cm			38 x 52 x 51 cm			36 x 47.5 x 50 cm			27.5 x 38.5 x 40 cm			27.5 x 38.5 x 40 cm			36 x 48 x 50 cm		
(10.8" x 15.2" x 15.7")						(14.2" x 18.7" x 19.7")			(10.8" x 15.2" x 15.7")			(10.8" x 15.2" x 15.7")			(14.2" x 18.9" x 19.7")		
Weight — 13.3 kg			32.5 kg			26.7 kg			12 kg			12 kg			23.5 kg		
Special feature — Wireless remote control			Wireless remote control			Wireless remote control			Passive membrane			Passive membrane					





Good grounds für Depth Gauge:

- ▶ Compact, timeless cube design
- ▶ Solid cabinet construction
- ▶ Long range bass tone system with wave technology
- ▶ Aluminum membranes in dual-compound construction
- ▶ Amplifiers with high and low-level inputs



ASF 75 SC



SUB 600



SUB 12



SUB 10



SUB 8



SUB 6

ASF 75 SC		SUB 600		SUB 12		SUB 10	SUB 8	SUB 6
Active subwoofer system		Active subwoofer system		Active subwoofer system		Active subwoofer system	Active subwoofer system	Active subwoofer system
Engineering principle	— Down-firing, bass reflex system	closed		Engineering principle	— bass reflex system	bass reflex system	bass reflex system	bass reflex system
Output (nom./music)	— 60/120 watts	200/250 watts		Output (nom./music)	— 200/350 watts	200/300 watts	200/250 watts	60/120 watts
Frequency response	— 33...200 Hz	30...200 Hz		Frequency response	— 20...200 Hz	22...200 Hz	25...200 Hz	30...200 Hz
Dimensions W x H x D	— 43 x 15.5 x 41 cm	27 x 33.5 x 29 cm		Dimensions W x H x D	— 36 x 47.5 x 50 cm	32 x 43.5 x 43.5 cm	27.5 x 38.5 x 40 cm	25 x 35.5 x 37 cm
	(16.9" x 6.9" x 16.1")	(10.6" x 13.2" x 11.4")			(14.2" x 18.7" x 19.7")	(12.6" x 17.1" x 17.1")	(11.5" x 15.2" x 15.7")	(9.8" x 14" x 14.6")
Weight	— 9.2 kg	9 kg		Weight	— 23.6 kg	15.9 kg	11.8 kg	9.2 kg
Special feature	— Wall mounting			Special feature	—			



OUR WORLD IS SOUND

Our aim is to offer the right sound solution for every demand at the best possible price. With that in mind we develop and produce loudspeakers for a wide variety of different living environments and budgets.



Reference

Timeless. The Reference Series stands for the finest high-end technologies and hand-crafted loudspeakers in premium finishes. They show what is technically possible and impress with their powerful sound and utter perfection



HiFi

Our HiFi solutions range from flat OnWall loudspeakers to massive floorstanders and from powerful subwoofers to delicate shelf units. The broad portfolio is designed to address a range of different requirements in terms of technology, design and performance.



Home Cinema

One of our main priorities lies in the development of sophisticated home cinema-sound solutions. We design and manufacture classic 5.1 systems, innovative 2.1 virtual surround solutions and offer the chance to design individual systems using our HiFi loudspeakers.



Pro House

With our Pro House family we offer a wide range of flexible sound solutions for the whole house. The range includes built-in loudspeakers for wall and ceiling as well as special solutions for OnWall loudspeakers and loudspeakers for outdoor areas.



Flexidelity

Our newest product family is specially designed to cater for a young, mobile lifestyle. The your_World wireless network with loudspeakers and docking stations offers maximum flexibility and can be extended at any time.

Picture credits

All series images were taken in the Frankfurt area. We would like to thank the city of Frankfurt and all locations for granting us permission to shoot and for their cooperation and support.



Page 10/11 - VENTO,
Alte Oper, Frankfurt



Page 22/23 - CHRONO CL,
Office building, Frankfurt



Page 34/35 - CHRONO,
King Kamehameha Beach Club, Frankfurt



Page 46/47 - GLE,
MyZeil, Frankfurt



Page 64/65 - MOVIE,
Kinopolis, Frankfurt



Page 86/87 - SUB,
Zoo subway station, Frankfurt



Page 16/17 - KARAT,
University of Frankfurt



Page 28/29 - CHRONO SL,
MyZeil, Frankfurt



Page 40/41 - ERGO,
Ostpark, Frankfurt



Page 52/53 - CD,
Maintower, Frankfurt



Page 80/81 - DM,
Amphitheater, Hanau